



**STAR
WARS**

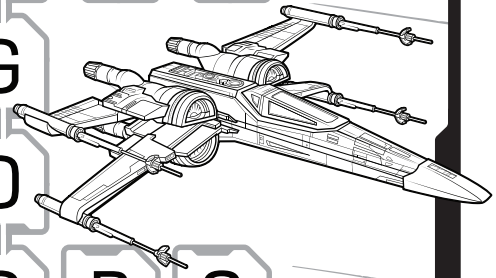
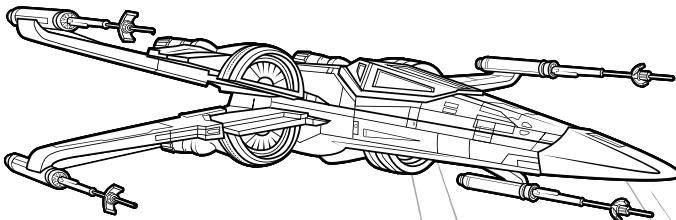
COLOR THE PAGE!



FOLLOW THE PATH

Using the letters, in order, from the word **FORCE**, follow the correct path to find your way through the maze.

START




FINISH



**STAR
WARS**

COLOR THE PAGE!




BB-8
ASTROMECH
DROID






FINGER PUPPETS




INSTRUCTIONS

1. Print the finger puppets on regular paper and cut them out. Be sure to cut along the dashed lines.
2. Wrap the tabs of one puppet around the puppeteer's finger, and use tape to secure it.
3. Remove puppet from finger and repeat step 2 with the rest of the puppets.

Collect Them All, You Must!

STAR WARS retold as  Little Golden Books®





MATCHING

Can you match each character to the corresponding word?
Draw a line from the picture on the left to the title on the right.



PRINCESS

DROID



JEDI

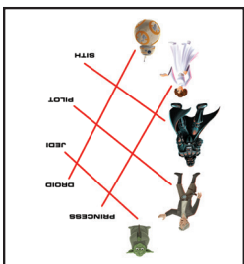
PILOT



SITH




ANSWER




Collect Them All, You Must!

STAR WARS retold as Little Golden Books®





NAME TAGS



**STAR
WARS**

© & TM 2016 Lucasfilm Ltd.



**STAR
WARS**


© & TM 2016 Lucasfilm Ltd.

**STAR
WARS**



© & TM 2016 Lucasfilm Ltd.

**STAR
WARS**



© & TM 2016 Lucasfilm Ltd.



**STAR
WARS**

© & TM 2016 Lucasfilm Ltd.




**STAR
WARS**

© & TM 2016 Lucasfilm Ltd.



**STAR
WARS**

© & TM 2016 Lucasfilm Ltd.



**STAR
WARS**

© & TM 2016 Lucasfilm Ltd.





WORDSEARCH

Hunt for the Star Wars™ characters!



REY
FINN
POE
HAN SOLO
LEIA

LUKE
ANAKIN
KYLO REN
YODA
CHEWBACCA




A WORLD OF IDEAS:
SEE ALL THERE IS TO KNOW



© & TM 2016 LUCASFILM LTD.

www.dk.com





FORCE FACTS

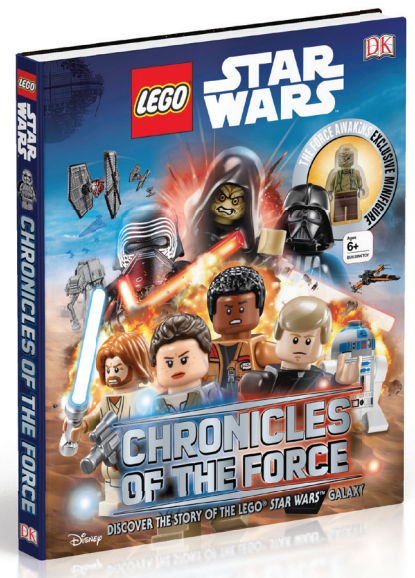
Name: BB-8

Affiliation: Resistance

Owner: Poe Dameron


Droid type: Astromech

Skills: Navigation, piloting,
ship maintenance,
data storage



Kylo Ren is one of the newest vile villains in the *Star Wars*™ universe.

Take a look at the two pictures of Kylo and circle the 6 differences between the images. Good luck!





MEET BB-8



Never before, in the history of _____ Wars, have we seen
NOUN
an astromech droid shaped like a/an _____. Owned by
NOUN
Poe Dameron, BB-8 rolls around fulfilling _____ missions
ADJECTIVE
and helping the Resistance fight the First _____. Just
NOUN
as _____ on the sand as he is on solid _____,
ADJECTIVE NOUN
BB-8 finds himself _____ across deserts and bouncing
VERB ENDING IN "ING"
around the *Millennium Falcon*. He can also _____ down the
VERB
stairs. Just don't ask him to _____ back up! BB-8 also fits
SAME VERB
_____ into Poe's T-70 X-wing, *Black One*, helping him pilot
ADVERB
in _____ and performing _____ repairs. When
PLURAL NOUN ADJECTIVE
Rey meets BB-8, she knows he's _____. Even though she is
ADJECTIVE
offered a lot of portions for BB-8, she decides to _____ him.
VERB
And BB-8 *is* special. Not only does he have the _____ to
PLURAL NOUN
find Luke Skywalker, he is also cuter than a/an _____!
NOUN





MAD LIBS®
IF YOU SEE REY ...



Missing: _____ girl named Rey.
ADJECTIVE

Last seen on the surface of Jakku near (the) _____.
A PLACE

Wears plain, _____ clothing with a leather
COLOR
_____ and boots.
NOUN

Last known residence: The underbelly of a/an _____.
ADJECTIVE
_____.
NOUN

She carries a long _____ for self-defense and knows how to
NOUN
_____ it!
VERB

Occupation: Scavenger, but she's also good at _____.
VERB ENDING IN "ING"

Known friends: None, but she does hang out with a droid named
_____.
SILLY WORD

If you know Rey's whereabouts, call 1-800-FIRST-ORDER.

Reward: _____ credits.
NUMBER





MAD LIBS®

REY VS. KYLO REN



After Kylo Ren slices Finn right up his _____, he uses the
Force to summon Luke's _____ to his hand. Rey, however,
uses her newfound _____ powers to take the lightsaber
herself. The _____ battle that follows is the _____
of legend. They _____ through (the) _____,
_____ lightsabers _____! Smoke rises. Trees
_____. Rey knows she is not as _____ as Kylo, but
she fights anyway. The _____ is swelling inside her. She is
growing more and more _____ with every _____!
Kylo offers to show her the _____ ways of the Force, but she
says, " _____!" and fights on. Finally, the ground gives way
beneath them, and Rey is separated from Kylo by a/an _____.
Rey may have won the battle, but Kylo will live to _____
another day!





Judge a puppet by its size, will you? Make up your own stories about the Jedi Master's adventures with this fun Yoda puppet. It's up to you which version you want to make—Prequel Trilogy Yoda, *Clone Wars* Yoda, or Original Trilogy Yoda.

WHAT YOU NEED

Yoda body pattern
Yoda robe pattern
Scissors
Green, brown, red,
and tan or gray felt
squares

Straight pins
Craft stick
Googly eyes
Glue

- 1 Cut out the Yoda body pattern on the next page and secure to the piece of green felt with straight pins. Then cut the felt following the pattern.




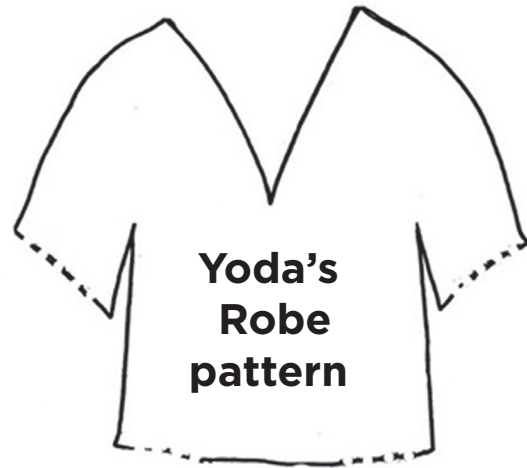

- 2 Cut out the Yoda robe pattern on the next page and secure to the piece of brown felt with straight pins. Then cut the felt following the pattern.



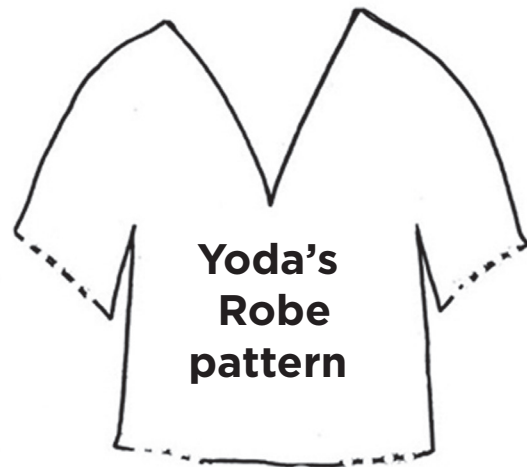

- 3 Now you need to make Yoda's tunic. Cut out a piece of tan or gray felt a little larger than the collar opening of the robe. Glue this to the back of the robe.

- 4 Glue the robe and tunic to Yoda's body.
- 5 Turn Yoda over and glue the craft stick to his back. Leave part of the stick exposed on the bottom so you have a handle for the puppet.
- 6 Finally, cut a small green square from the scrap felt for the nose and a small red triangle for the mouth. Glue these to Yoda's head along with the googly eyes to make his face!





There are two sets of patterns
so you can share.





The Mos Eisley Cantina may not be the safest hangout, but Figrin D'an and his Bith band—the Modal Nodes—sure make it hoppin'!

WHAT YOU NEED

- | | |
|---|---|
| Black beads | Scissors |
| Strong glue | Pipe cleaners |
| Wooden spoon | Self-adhesive nylon fastening tape such as Velcro |
| Light beige, black, and gray pieces of felt | |

1 Glue two black eye beads halfway between the tip of the spoon and where the handle meets the base.

2 Cut a tiny circle of black felt and glue it below the buttons for the mouth. Cut thin C shapes in the beige felt and glue on the face for the Bith's respiratory folds.




3 Wrap a pipe cleaner around the spoon handle so that your puppet looks like it has two arms.

4 Fold the black felt in half and cut out a long-sleeved shirt shape. Glue the front and back on the spoon handle with the pipe cleaner arms in between the shirt's sleeves. If you want to make the shirt extra-secure after you glue it in place, you can sew it as well.



5 Fold the beige felt in half and cut out two sets of hands with long fingers. Glue the fronts and backs of the hands to the ends of the pipe cleaners.

6 Using colored felt, make some instruments. They can be ones you recognize from this planet—or make up your own weird instruments! Stick nylon fastening tape such as Velcro on one side of the instrument and another piece on the hand of your puppet. Make four more puppets to complete the Modal Nodes band!



MAKE YOUR OWN LIGHTSABER

In ancient times, Jedi Knights
built their own lightsabers.
Ask an adult to help you
build your own lightsaber.

1

Cut a 3-foot piece of foam pipe insulation.



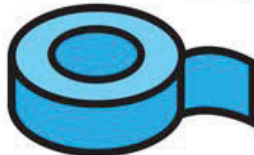
2

Put duct tape on the handle, alternating black and gray with various widths.



3

Use colored duct tape to complete the "light" part.



4

Place small stickers on the handle as buttons, or draw them on with a marker.



EXTRACTED FROM
Jedi Training

ISBN: 978-1-5037-0320-9 • PUBLISHER: PIP



STAR
WARS

MAZE




Help Leia go through the
maze to get to her father!

Where's
my dad?



START






END




CHRONICLE BOOKS

Disney LUCASFILM © & TM 2016 LUCASFILM LTD.

BY
JEFFREY
BROWN





Copyright © 2015 Lucasfilm Ltd.






Copyright © 2015 Lucasfilm Ltd.



Copyright © 2015 Lucasfilm Ltd.

INSTRUCTIONS

1. Print the finger puppets on regular paper and cut them out. Be sure to cut along the dashed line.
2. Wrap the tabs of one puppet around the puppeteer's finger, and use tape to secure.
3. Remove puppet from finger and repeat step 2 with the rest of the puppets.



STAR WARS REBELS

Look and Find

Droids aren't allowed in the Cantina, but some snuck in! Search the Cantina for 5 disguised droids.



The evil Empire has taken over the galaxy. Luckily, the rebels have a new hope — Luke Skywalker. Now they just need a spaceship! Search the Cantina on Tatooine for these pirates, smugglers, and other ner-do-wells. Is one of them the pilot Luke is looking for?



EXTRACTED FROM
Star Wars Rebels Look and Find
ISBN: 978-1-5037-0302-5 • PUBLISHER: PIP


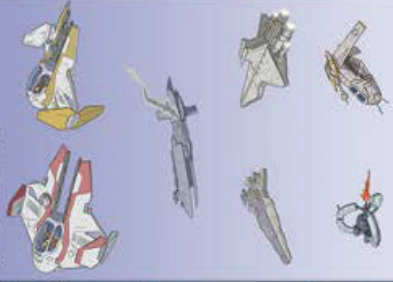
STAR WARS REBELS

Look and Find®

Can you find 10 buzz droids?

Supreme Chancellor Palpatine has been captured by the evil General Grievous! Obi-Wan Kenobi and Anakin Skywalker must blast their way through a blockade of spaceships to save the Supreme Chancellor.

First find the Jedi Knights, then help them avoid enemy fire by spotting these ships:



EXTRACTED FROM
Star Wars Rebels Look and Find
ISBN: 978-1-5037-0302-5 • PUBLISHER: PIP

STAR WARS R E B E L S

Look and Find®

There's plenty to do on Coruscant. After you find the Jedi Knights, search the big city for these places: Dex's Diner, the Galaxies Opera House, the Outlander Club, the Snapping Septoid, and the Vos Gesal Hotel.

Senator Amidala has been attacked! The brave Jedi Knights Anakin Skywalker and Obi-Wan Kenobi chase the senator's attacker through the skies of Coruscant.

Help the Jedi Knights search for the assassin and these other flying things:




EXTRACTED FROM

Star Wars Rebels Look and Find


ISBN: 978-1-5037-0302-5 • PUBLISHER: PIP

When Ezra goes inside the academy, he really goes inside! Can you find your way through the ventilation system, from the entrance at the top left to the open vent at the bottom right?



**STAR
WARS**
REBELS

COLOR THE PAGE!



**STAR
WARS**
REBELS

COLOR THE PAGE!




**STAR
WARS**
REBELS

COLOR THE PAGE!




**STAR
WARS**
REBELS

COLOR THE PAGE!



**STAR
WARS**

COLOR THE PAGE!



**STAR
WARS**

COLOR THE PAGE!

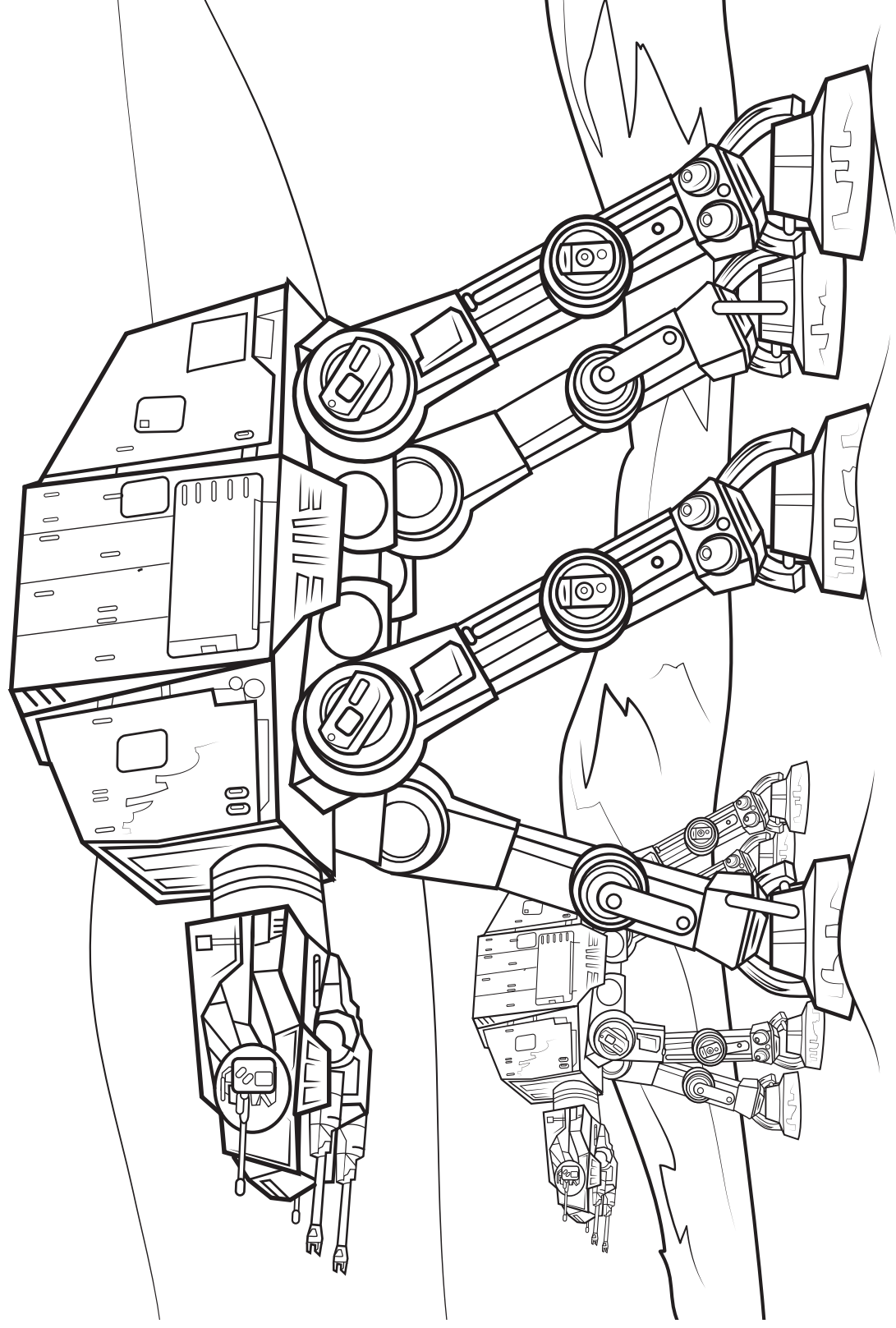


**STAR
WARS**

COLOR THE PAGE!



COLOR THE PAGE!





COLOR THE PAGE!






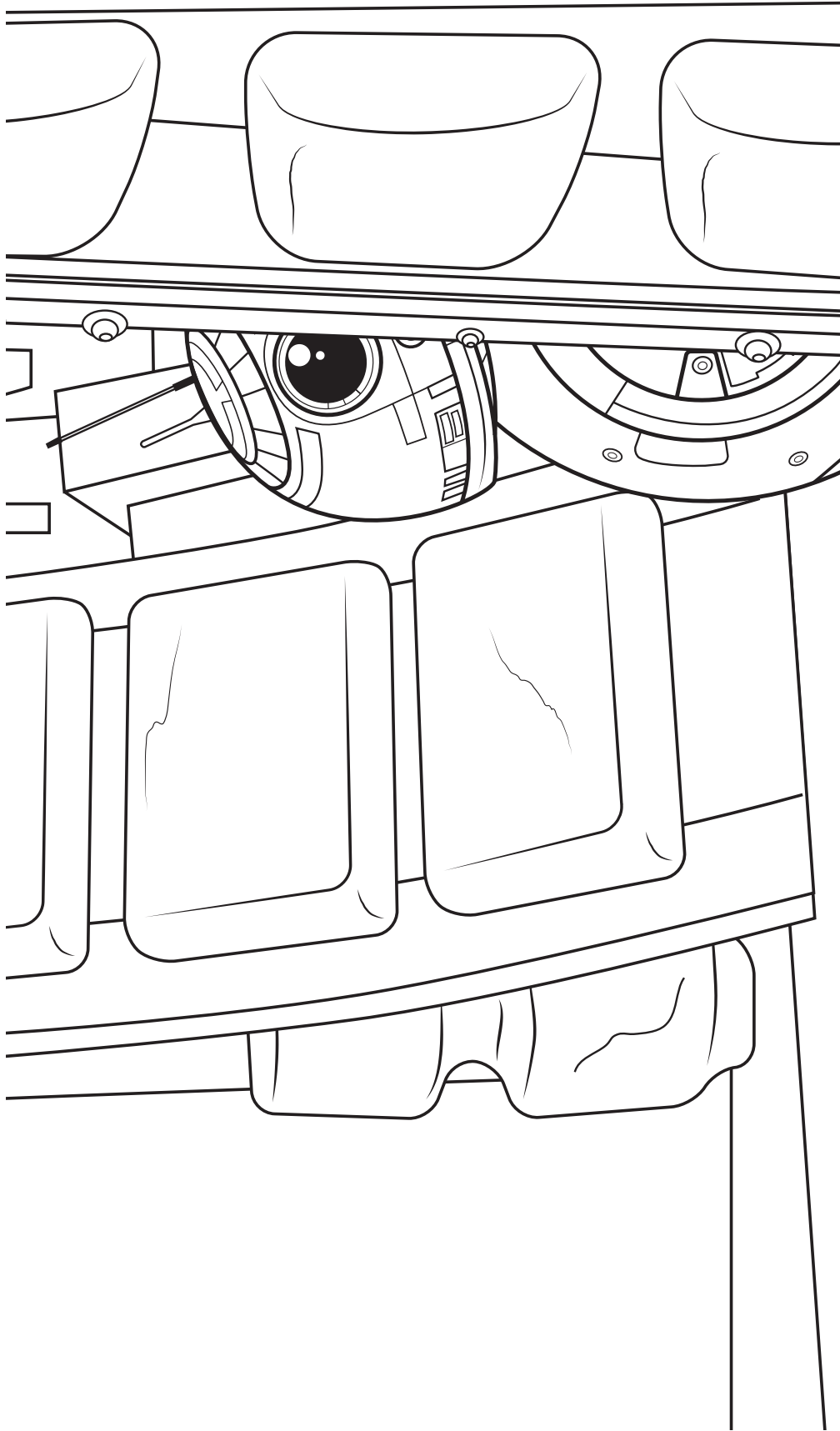
COLOR THE PAGE!



COLOR THE PAGE!



COLOR THE PAGE!



COLOR THE PAGE!

